


Doffing : Special Respiratory Precautions

Doffing : Precauciones Respiratorias Especiales

Inside patient's room

1 → Take off gown and gloves. Throw away in trash inside patient's room.



2 → Open door. Wash hands.



3 EXIT patient room and close door

Outside patient's room

PAPR

Non-PAPR

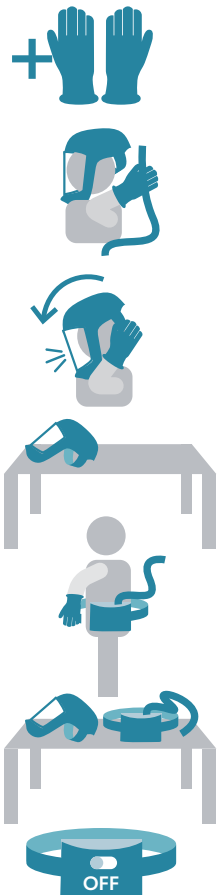
4 Clean PAPR Hood Exterior

- Put on NEW Gloves
- Wipe exterior surfaces of PAPR hood
- Take off gloves and throw away in trash
- Wash hands



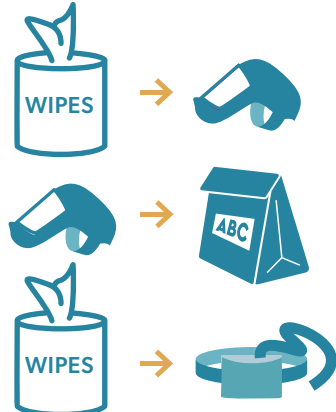
5 PAPR Removal

- Put on NEW Gloves
- Detach hose
- While exhaling, remove hood from back to front
- Place hood on dirty space
- Remove PAPR
- Place hose/PAPR on dirty space
- Turn OFF fan



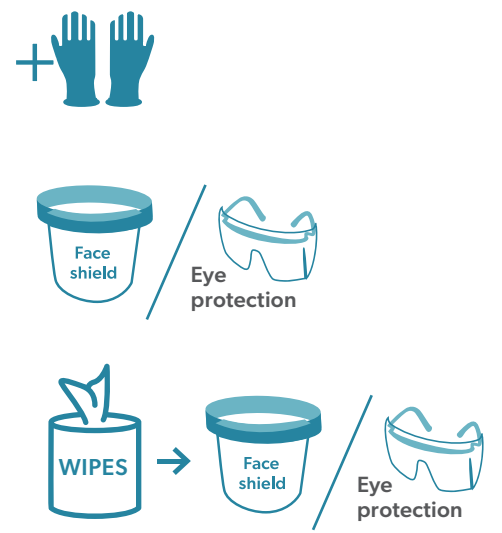
6 Clean PAPR and Store

- Wipe interior then exterior surfaces of hood
- Place hood in labeled brown bag
- Wipe exterior of hose/PAPR



4 Clean Face Shield/Eye Protection

- Put on NEW Gloves
- Remove face shield/eye protection. Place on dirty space or hold
- Wipe interior then exterior surfaces of face shield/eye protection



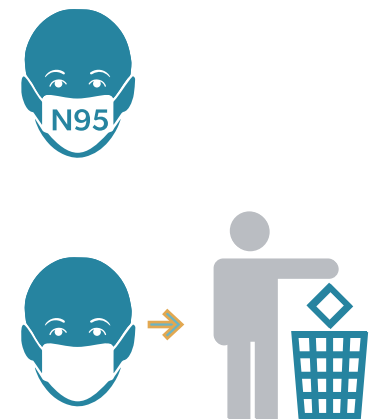
5 Store Face Shield/Eye Protection

- Place in labeled brown bag



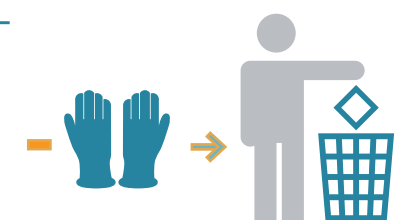
6 Store or Dispose of Mask

- Continue wearing N95 for rest of shift unless soiled or damaged.
- Or
- Remove standard isolation mask and throw away in trash



7 Remove Gloves

- Take off gloves and throw away in trash



8 Wash Hands

- Wash hands

